

School Improvement Monitoring and Processes_100620

run on 10/21/2020



surveys





Report Filters

School:
N/A

Ethnicity:
N/A

Grade(s) Taught:
N/A

Gender:
N/A

Role:
N/A

Subject Taught:
N/A

Race:
N/A

Experience:
N/A

Tag:
N/A

AdvancED Certified Content

Report Summary

Overall Score: 3.5

Network Average: 3.23



By Survey Section

Section Score | Network Average

Curriculum: 3.48

Network Average: 3.24



Instructional Design: 3.54

Network Average: 3.28



Assessment: 3.52

Network Average: 3.23



Leadership for School Improvement: 3.5

Network Average: 3.24



Culture of Continuous Improvement: 3.48

Network Average: 3.18



 **AdvancED Certified Content**

Highest Scoring Items


C1: The curriculum at my school is based on clearly defined standards for student learning.



D1: Instructional strategies at my school are aligned with both the goals and expectations for student learning.



D2: Learning activities at my school are aligned with both the goals and expectations for student learning.



D3: The instructional functions of the teaching process at my school are integrated to support data-driven instructional decision making.



D4: The assessment functions of the teaching process at my school are integrated to support data-driven instructional decision making.



E1: My school defines measurable goals focused on improving student learning.



E2: Assessments of student learning at my school are aligned with both clearly specified and appropriate achievement expectations.



E4: Assessments at my school are developed using a method which accurately measures the intended goals for student achievement.



F2: My school develops school wide plans for improvement focused on student performance.





F9: My school monitors progress in instructional improvement through continuous reflection.





 **AdvancED Certified Content**

Lowest Scoring Items


C4: The curriculum implementation plan at my school ensures the alignment of both instructional support and resources. 


C3: The curriculum implementation plan at my school ensures the alignment of both teaching strategies and learning activities. 


C7: There is a systematic process in place at my school for evaluating the curriculum that reflects a commitment to continuous improvement. 

E5: Assessments at my school are used in a both fair and equitable manner that eliminates any source of bias and distortion which might interfere with the accuracy of results 

F5: My school employs effective decision making that is collaborative. 

F8: My school monitors progress in instructional improvement through a comprehensive assessment system. 

G2: My school builds the skill required to improve through ongoing professional development programs focused on my school's goals for improvement. 

G3: My school builds the capacity required to improve through comprehensive professional development programs focused on my school's goals for improvement. 

G5: My school creates the conditions that support productive change.



AdvancED Certified Content

Demographics

Number of Responses | Percentages of Total Responses

1. Gender

Male 7 29%

Female 17 71%

24 respondents

2. Race

White 24 100%

24 respondents

3. Ethnicity

Not Hispanic or Latino 23 100%

23 respondents

4. Role

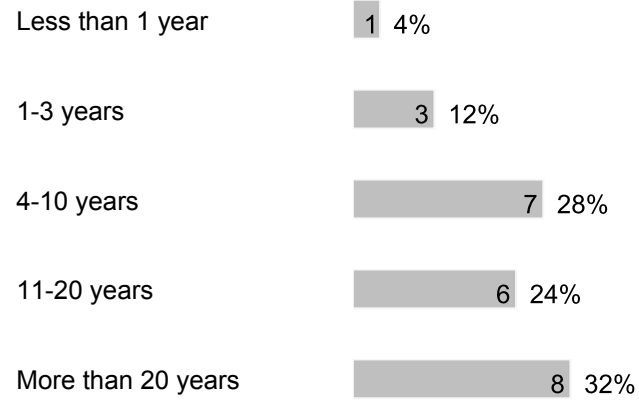
Support Staff 3 12%

Teacher 19 76%

Administrator 3 12%


25 respondents

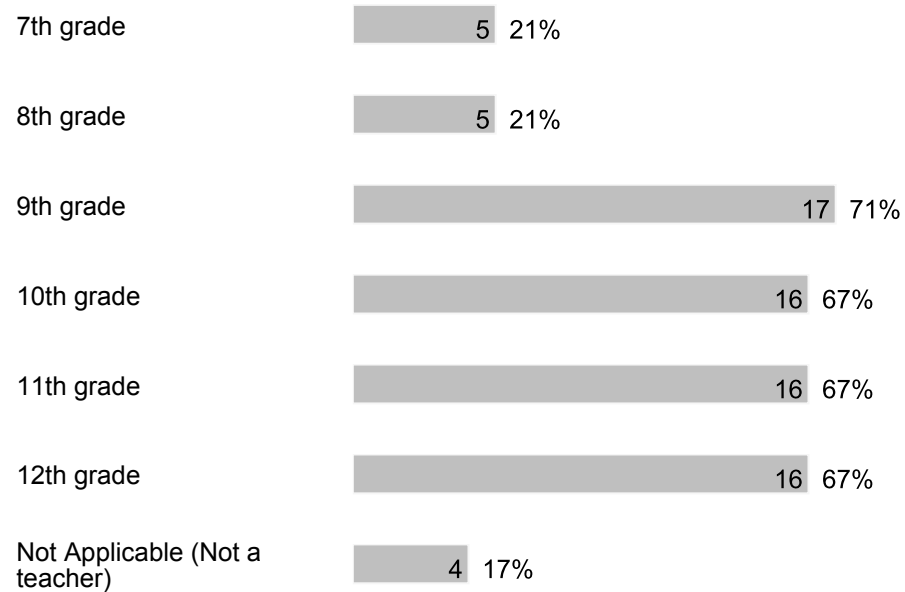
5. Experience



25 respondents


6. Grade(s) Taught





24 respondents

7. Subject Taught



20 respondents

8. Other (Please Specify)

Free form text answers are available in the exported CSV report

AdvancED Certified Content

C. Curriculum

Section score: 3.48 Network average: 3.24

	Strongly Agree	Agree	Disagree	Strongly Disagree
	4	3	2	1
	Number of Responses			
	Percentage of Total Responses			
1. The curriculum at my school is based on clearly defined standards for student learning.	14	12	0	0
	54%	46%	0%	0%
	26 respondents			
2. The curriculum at my school is focused on both supporting and challenging all students.	13	13	0	0
	50%	50%	0%	0%
	26 respondents			
3. The curriculum implementation plan at my school ensures the alignment of both teaching strategies and learning activities.	11	15	0	0
	42%	58%	0%	0%
	26 respondents			
4. The curriculum implementation plan at my school ensures the alignment of both instructional support and resources.	11	14	1	0
	42%	54%	4%	0%
	26 respondents			

5. The curriculum implementation plan at my school ensures the alignment of assessments of student learning with the curriculum.	13	13	0	0
	50%	50%	0%	0%
	26 respondents			
6. There is a systematic process in place at my school for monitoring the curriculum that reflects a commitment to continuous improvement.	13	13	0	0
	50%	50%	0%	0%
	26 respondents			
7. There is a systematic process in place at my school for evaluating the curriculum that reflects a commitment to continuous improvement.	12	14	0	0
	46%	54%	0%	0%
	26 respondents			
8. There is a systematic process in place at my school for renewing the curriculum that reflects a commitment to continuous improvement.	13	13	0	0
	50%	50%	0%	0%
	26 respondents			

D. Instructional Design

Section score: 3.54 Network average: 3.28

	Strongly Agree	Agree	Disagree	Strongly Disagree
	4	3	2	1
	Number of Responses			
	Percentage of Total Responses			
1. Instructional strategies at my school are aligned with both the goals and expectations for student learning.	14	12	0	0
	54%	46%	0%	0%
	26 respondents			
2. Learning activities at my school are aligned with both the goals and expectations for student learning.	14	12	0	0
	54%	46%	0%	0%
	26 respondents			
3. The instructional functions of the teaching process at my school are integrated to support data-driven instructional decision making.	14	12	0	0
	54%	46%	0%	0%
	26 respondents			
4. The assessment functions of the teaching process at my school are integrated to support data-driven instructional decision making.	14	12	0	0
	54%	46%	0%	0%
	26 respondents			

E. Assessment

Section score: 3.52 Network average: 3.23

	Strongly Agree	Agree	Disagree	Strongly Disagree
	4	3	2	1
	Number of Responses			
	Percentage of Total Responses			
1. My school defines measurable goals focused on improving student learning.	14	12	0	0
	54%	46%	0%	0%
	26 respondents			
2. Assessments of student learning at my school are aligned with both clearly specified and appropriate achievement expectations.	14	12	0	0
	54%	46%	0%	0%
	26 respondents			
3. Assessments at my school are specifically designed to serve the instructional purposes specified by the users of the assessments.	13	13	0	0
	50%	50%	0%	0%
	26 respondents			
4. Assessments at my school are developed using a method which accurately measures the intended goals for student achievement.	14	12	0	0
	54%	46%	0%	0%
	26 respondents			
5. Assessments at my school are used in a both fair and equitable manner that eliminates any source of bias and distortion which might interfere with the accuracy of results	12	14	0	0
	46%	54%	0%	0%
	26 respondents			

F. Leadership for School Improvement

Section score: 3.5 Network average: 3.24

	Strongly Agree	Agree	Disagree	Strongly Disagree
	4	3	2	1
	Number of Responses			
	Percentage of Total Responses			
1. My school promotes quality instruction by both fostering an academic learning climate and actively supporting teaching and learning.	13	13	0	0
	50%	50%	0%	0%
	26 respondents			
2. My school develops school wide plans for improvement focused on student performance.	14	12	0	0
	54%	46%	0%	0%
	26 respondents			
3. My school employs effective decision making that is data-driven.	13	13	0	0
	50%	50%	0%	0%
	26 respondents			
4. My school employs effective decision making that is research-based.	13	13	0	0
	50%	50%	0%	0%
	26 respondents			
5. My school employs effective decision making that is collaborative.	12	14	0	0
	46%	54%	0%	0%
	26 respondents			
6. My school monitors progress in improving student achievement through a comprehensive assessment system.	13	13	0	0
	50%	50%	0%	0%
	26 respondents			
7. My school monitors progress in improving student achievement through continuous reflection.	13	13	0	0

	50%	50%	0%	0%
	26 respondents			

8. My school monitors progress in instructional improvement through a comprehensive assessment system.

	12	14	0	0
	46%	54%	0%	0%
	26 respondents			

9. My school monitors progress in instructional improvement through continuous reflection.

	14	12	0	0
	54%	46%	0%	0%
	26 respondents			

G. Culture of Continuous Improvement

Section score: 3.48 Network average: 3.18

	Strongly Agree	Agree	Disagree	Strongly Disagree
	4	3	2	1
	Number of Responses			
	Percentage of Total Responses			
1. My school builds the skill required to improve through comprehensive professional development programs focused on my school's goals for improvement.	13	13	0	0
	50%	50%	0%	0%
26 respondents				
2. My school builds the skill required to improve through ongoing professional development programs focused on my school's goals for improvement.	12	14	0	0
	46%	54%	0%	0%
26 respondents				
3. My school builds the capacity required to improve through comprehensive professional development programs focused on my school's goals for improvement.	12	14	0	0
	46%	54%	0%	0%
26 respondents				
4. My school builds the capacity required to improve through ongoing professional development programs focused on my school's goals for improvement.	13	13	0	0
	50%	50%	0%	0%
26 respondents				
5. My school creates the conditions that support productive change.	12	14	0	0
	46%	54%	0%	0%
26 respondents				
6. My school creates the conditions that support continuous improvement.	13	13	0	0
	50%	50%	0%	0%
26 respondents				